

EXTERIOR SCREENS



UNIQUELY DESIGNED



ECLIPSE E-ZIP - SIDE FABRIC RETENTION SYSTEM

The Eclipse E-Zip retractable shading system provides an easy, touch-of-a-button control for an expanded living space. Your custom made, professionally installed shading system will provide on-demand control of the sun's glare & harmful UV rays. Your E-Zip units can also prevent rain and wind from entering your porch or patio area.



E-Zip with Window Insert



E-Zip Units - 20' Wide Each

TO MEET YOUR NEEDS




GLARE CONTROL, PRIVACY AND INCREASED OUTDOOR SPACE

Eclipse offers three different size cassette housings and dozens of open weave and solid fabrics to match your unique needs. We also offer clear window inserts for complete weather control that maintains your view and is fully retractable when not in use. Select a dark color fabric for added privacy of your outdoor area during daytime hours while maintaining a full and clear view of your surroundings.





The Eclipse E-Zip's specially designed side tracks allow the unit to be surface or recess mounted with all fastening hardware allowing it to be completely hidden from sight. The powder coated cassette box, hem bar, and side tracks are rugged and built to last and have been independently tested to endure changing weather conditions. A unique, key component of the E-Zip is the self-adjusting track insert that guides the fabric and locks securely into place.



ECLIPSE OFFERS A COMPLETE LINE OF EXTERIOR SCREENS

THE ECLIPSE HEAVY DUTY SCREEN

The Heavy Duty exterior screen features both 4" and 5" extruded cassette boxes, rigid hem bar, galvanized roller tube and UL listed motor - all standard equipment. This model can be ordered with side tracks or coated stainless steel cables.

We offer the most effective shading systems for windows and openings that stop the power of the sun before it enters your home, business, or outdoor space. Our retractable exterior screens offer you an affordable and attractive solution to your sun glare problems.



FEATURES & OPTIONS

PRODUCT FEATURES

E-ZIP SCREENS

Ideal for openings, entry ways and windows:

- 4" Cassette Box up to 14' wide x 12' drop.
- 5" Cassette Box up to 24' wide x 20' drop.
- 7" Cassette Box up to 26' wide x 20' drop.
- Motorized.
- Zipper side retention of fabric into track.
- Bug-proof environment.
- Optional vinyl windows.
- No Cassette option also available.

HEAVY DUTY SCREENS

Ideal for large residential or commercial applications:

- 4" Cassette Box up to 12' wide.
- 5" Cassette Box up to 20' wide.
- Heavy Duty side track or cables.
- Motorized.
- No Cassette option also available.

Phifer
SunTex
HEAVY-DUTY SHADING FABRIC



PRODUCT OPTIONS


ELECTRONIC ACCESSORIES

Eclipse Screens are available in a variety of motor options to meet your needs. We utilize Somfy motors which are designed to tie into home automation systems as well as function with wireless sensors, greatly increasing the effectiveness of your screens.


CHOOSE FROM AN ARRAY OF FABRICS

Eclipse exterior screens are available in a variety of colors and openness factors to suit your needs. We also feature GreenGuard® certified and other eco-friendly fabrics from Mermet along with other industry leading brands.

HARDWARE COLORS



WHITE



SPARTAN BRONZE



ONYX



DESERT SAND



Your independently owned and operated dealer

99.2% of Eclipse customers would recommend us to a friend or neighbor. (based on 2022 & 2023 Eclipse owners feedback)

Verified, third party customer reviews since 1/1/18 to date
Powered by:



Product Rating 4.9



Dealer Rating 4.8

For more photos, customer feedback and additional product details, please visit:

ECLIPSESHADING.COM